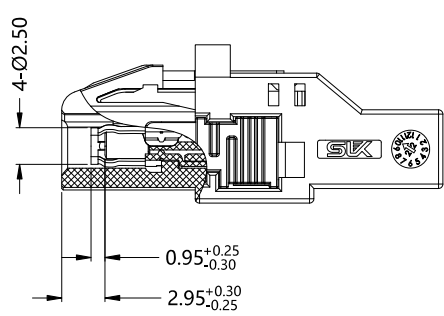
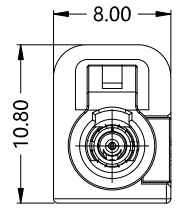
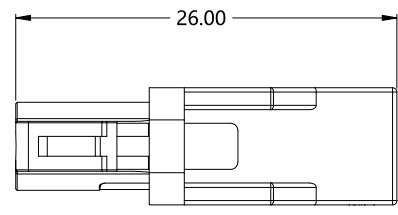
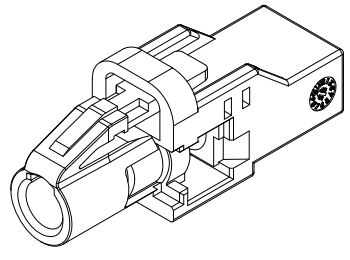


REV.	DESCRIPTION	ECN NO.	NAME	DATE
0	FIRST EDITION	N/A	Ming	2023-10-27



ALL PARTS MUST MEET TO RoHS REQUIREMENTS



MATERIALS AND PLATING		UNIT: MICRO-INCHES
PART NAME	MATERIALS	PLATING
HOUSING	PA66 30%GF	N/A
INSULATOR	MPPOPA	N/A
OUTER CONTACT	PHOSPHOR BRONZE	PL. NICKEL/COPPER
CONTACT PIN	PHOSPHOR BRONZE	PL.GOLD /NICKEL/COPPER
TPA	PA66 30%GF	N/A

CABLE TYPE : RG174

ELECTRICAL CHARACTERISTICS	
IMPEDANCE	50 Ω
VOLTAGE RATING	335 V(rms)
FREQUENCY RANGE	DC ~ 6 GHz
DIELECTRIC WITHSTANDING VOLTAGE	> 750 V
CONTACT RESISTANCE	CENTER CONTACT
	OUTER CONTACT
INSULATION RESISTANCE	> 1000 MΩ
INSERTION LOSS	< 0.15 * √ f GHz
VSWR	20dB,DC to 3GHz 16dB,DC to 6GHz
3RD INTERMODULATION	N/A

MECHANICAL CHARACTERISTICS	
MATING FORCE	≤ 60 N
DISENGAGEMENT FORCE	≥ 5N
CONNECTOR DISENGAGE WITH LOCK	≥ 110N
Durability	≥ 50 cycles

ENVIRONMENTAL PARAMETER	
TEMPERATURE RANGE	-40 °C ~ +105 °C

* CUSTOMER OUTLINE DRAWING

UNLESS OTHERWISE SPECIFIED:
 1) EDGES : C0.15 MAX ;
 2) REMOVE ALL BURRS ;
 3) SURFACE ROUGHNESS : Ra1.6 ;
 4) UNITS : mm ;
 5) DIMENSIONS TOLERANCES
 DECIMALS : .x ±0.3 .xx ±0.2 .xxx±0.1;
 ANGLES : ± 5°.

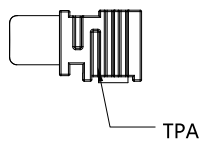
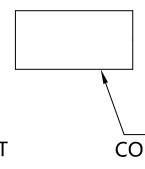
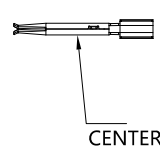
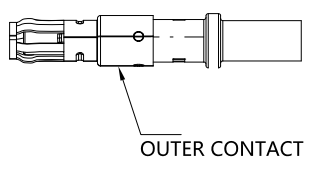
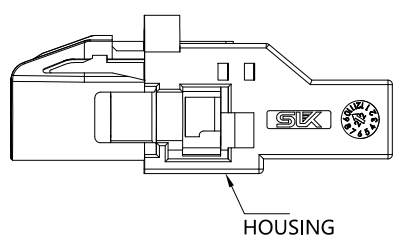
THIRD ANGLE PROJECTION	
APPROVED :	CUSTOMER P/N :
CHECKED :	SCALE :
DRAWING :	DATE :
PAGE : 1/2	

TITLE : MINI FAKRA FEMALE FOR RG174 CABLE
 DRAWING NO. : 5MKF1*S-A02-100
 COMPANY WEBSITE : www.slkcorp.com

REV.	DESCRIPTION	ECN NO.	NAME	DATE
0	FIRST EDITION	N/A	Ming	2023-10-27



ALL PARTS MUST MEET TO RoHS REQUIREMENTS



Mechanical and Color Coding			
SLK P/N	Color	Coding	
5MKF1AS-A02-100	Black	A	
5MKF1BS-A02-100	White	B	
5MKF1CS-A02-100	Blue	C	
5MKF1DS-A02-100	Bordeaux Violet	D	
5MKF1ES-A02-100	Green	E	
5MKF1FS-A02-100	Brown	F	
5MKF1ZS-A02-100	Water Blue	Z	

MATERIALS AND PLATING UNIT: MICRO-INCHES		
PART NAME	MATERIALS	PLATING
HOUSING	PA66 30%GF	N/A
INSULATOR	MPPOPA	N/A
OUTER CONTACT	PHOSPHOR BRONZE	PL.TIN /NICKEL/COPPER
CONTACT PIN	PHOSPHOR BRONZE	PL.GOLD /NICKEL/COPPER
TPA	PA66 30%GF	N/A

CABLE TYPE : RG174

ELECTRICAL CHARACTERISTICS	
IMPEDANCE	50 Ω
VOLTAGE RATING	335 V(rms)
FREQUENCY RANGE	DC ~ 6 GHz
DIELECTRIC WITHSTANDING VOLTAGE	>750 V
CONTACT RESISTANCE	CENTER CONTACT <24 mΩ
	OUTER CONTACT <5 mΩ
INSULATION RESISTANCE	>1000 MΩ
INSERTION LOSS	<0.15 * √ f GHz
VSWR	25dB,DC to 3GHz 20dB,DC to 6GHz
3RD INTERMODULATION	N/A

MECHANICAL CHARACTERISTICS	
MATING FORCE	≤ 60 N
DISENGAGEMENT FORCE	≥5N
CONNECTOR DISENGAGE WITH LOCK	≥110N
Durability	≥50 cycles

ENVIRONMENTAL PARAMETER	
TEMPERATURE RANGE	-40 °C~+105 °C

* CUSTOMER OUTLINE DRAWING

UNLESS OTHERWISE SPECIFIED:
 1) EDGES : C0.15 MAX ;
 2) REMOVE ALL BURRS ;
 3) SURFACE ROUGHNESS : Ra1.6 ;
 4) UNITS : mm ;
 5) DIMENSIONS TOLERANCES
 DECIMALS : .x ±0.3 .xx ±0.2 .xxx±0.1;
 ANGLES : ± 5°.

THIRD ANGLE PROJECTION	
APPROVED :	CUSTOMER P/N :
CHECKED :	SCALE : 1 : 1
DRAWING :	DATE : 2023-10-27
PAGE : 2/2	

TITLE : MINI FAKRA FEMALE FOR RG174 CABLE
 DRAWING NO. : 5MKF1*S-A02-100
 COMPANY WEBSITE : www.slkcorp.com